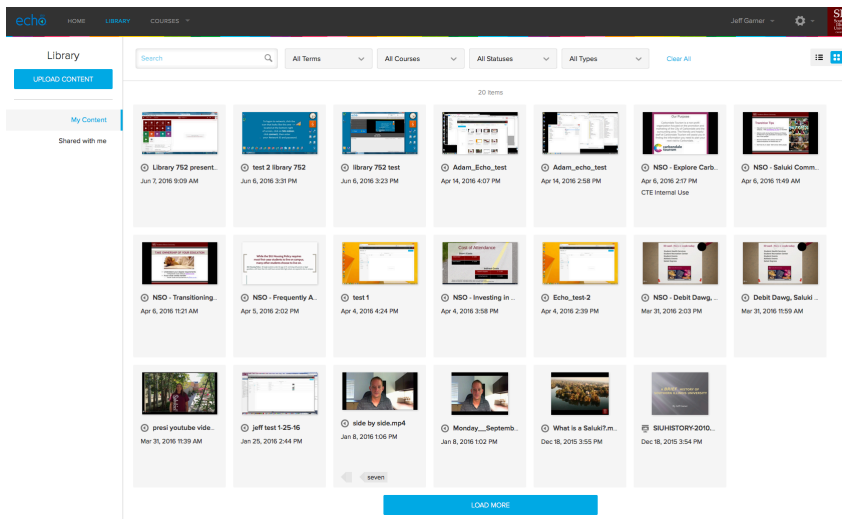


# Finding your “Public Link” in Echo360

For those only using the lecture capture features within Echo360, then creating a course within the Echo platform is not needed. Lecture Capture users only need to copy and paste their recordings “Public Links” from their Echo library into SIUonline.

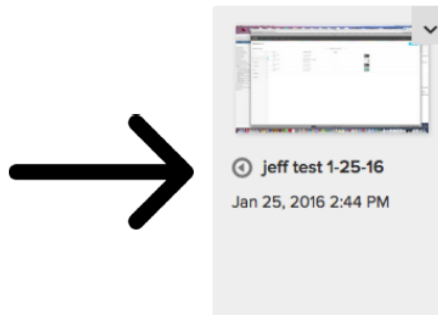
## Locating “Public Links” on your individual video recordings:

1. Login to Echo360 and open your Library

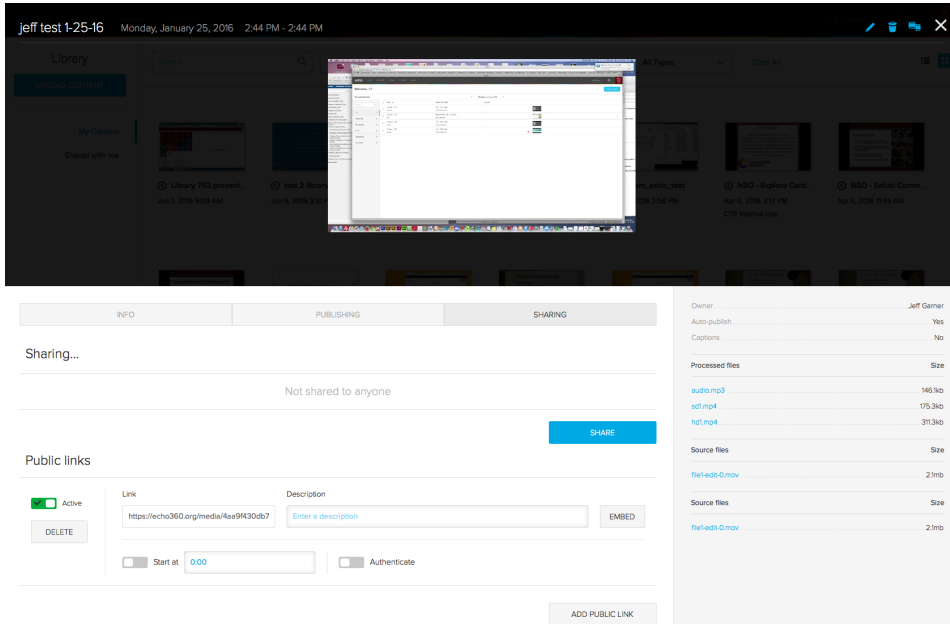


2. Select the recording you wish to post into SIUonline.
3. Next to the File Name is an arrow pointing to the left, click there.

**\*NOTE** - Do not confuse with the drop-down menu arrow in the upper right of the video box.



4. You will see 3 tabs (in middle of screen) for your video, “INFO” “PUBLISHING” and “SHARING”



5. Select “SHARING”
6. In the bottom left of the screen you will see “Public links” with a Green Active tab. Simply copy and paste that link into your SIUonline modules.