

Export Course from Another LMS & Import into D2L

A guide to assist faculty who are bringing courses from other institutions to SIU. A step-by-sept guide on how to import a course into D2L that has been exported from another Learning Management System.

Notes and Recommendations

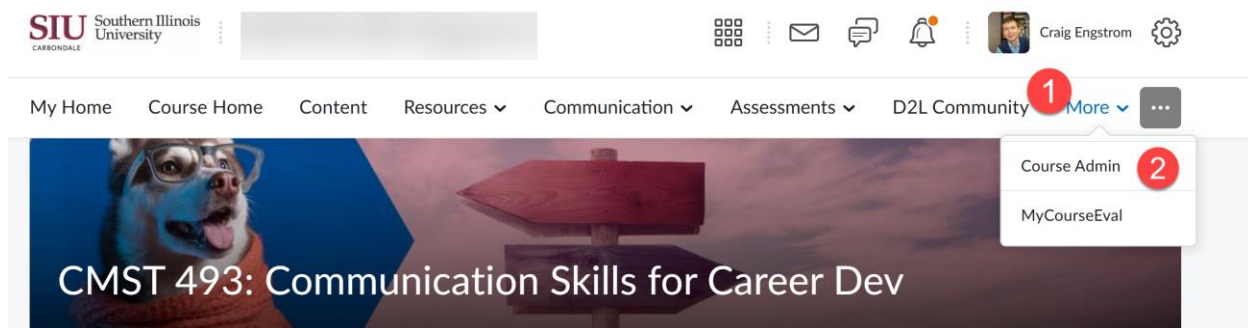
- Course packages from other Learning Management Systems can be imported into D2L. Some content cannot be imported.
- It is advised to obtain help from the LMS administrator at the institution from which you are exporting course content, and you can work with SIU’s LMS team to get more support.

Step 1: Export Course Package

1. Confirm that your LMS or content is of the type listed in [Appendix A](#).
2. Log into your current LMS (e.g., Blackboard) and export the course package. You will need to follow instructions provided by your LMS administrator.

Step 2: Import Course

1. You can [watch a video tutorial produced by D2L/Brightspace](#) on Youtube
2. Log into D2L and navigate to the course you want to important content into
3. Go to “Course Admin” in menu



4. Select Import/Export/Copy Components.

Site Resources

 Book Management

 Calendar

 Content


 Course Builder

 External Learning Tools


 Forms


 Frequently Asked Questions

 Glossary

 **Import / Export / Copy Components**

 Links

 Manage Dates

 Manage Files

5. Select Import Components.

Import/Export/Copy Components

What would you like to do?

Copy Components from Another Course
[What is an Org Unit?](#)

Course to Copy:

Include protected resources

[View History](#)

Copy Components from Parent Template
[What is a Parent Template?](#)

Include protected resources

Export as Brightspace Package
[Should I include course files?](#)

Include course files in the export package

Import Components

Select a component source:

from Learning Object Repository

from a course package

6. Verify that from a course package is selected.

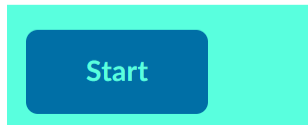
Import Components

Select a component source:

from Learning Object Repository

from a course package

[View Import History](#)



7. Select Start.

8. Drag and drop the package file (exported from the prior LMS) or select Upload and locate the file on your computer. Depending on the size of the package, it could take some time for the file to upload.

9. Select Import All Components.

Appendix A

Content types that can be imported into D2L are listed in the table.

Component	IMS CP	QTI
Blackboard 6.0	1.1.2	1.2.1
Blackboard 6.1.5/6.2/6.3	1.1.3	1.2.1
Blackboard 7	1.1.3	1.2.1
Blackboard 8	1.1.2	1.2.1
Blackboard 9	1.1.2	1.2.1
Common Cartridge® 1.0	1.1.3	1.2.1
Common Cartridge 1.1	1.2	1.2.1
Common Cartridge 1.2	1.2	1.2.1
Common Cartridge 1.3 (and ThinCC1.3)	1.2	1.2.1
Desire2Learn 8.x	1.1.3	1.2.1
Respondus 2.0	N/A	1.2.1
Respondus 3.x	N/A	1.2.1
Sakai Archive	1.1	1.2.1
SCORM® 1.2	1.1.2	N/A
SCORM 1.3 (2004)	1.1.3	N/A
WebCT® CMU 1.x	1.1.2	1.2.1
WebCT CMU 2.0	1.1.3	1.2.1